

16.7 Surface Integrals

1. surface integral of function f over the surface S .

$$\iint_S f(x, y, z) \, dS \quad \leftarrow \text{Notation}$$

Meaning:

- (1) If $f(x, y, z) = 1$, we get the surface area of S . This is the case discussed at the end of section 16.7.
- (2) If $f(x, y, z)$ is the density (mass or electrical charge or whatever) at point (x, y, z) , then we get the total (mass or charge or whatever).

2. Evaluation of $\iint_S f(x, y, z) \, dS$

Suppose S has a parametrization

$$\vec{r}(u, v) = x(u, v) \vec{i} + y(u, v) \vec{j} + z(u, v) \vec{k}$$

for $(u, v) \in D$ \leftarrow 2D region in the uv -plane

then

$$\iint_S f(x, y, z) \, dS = \iint_D \underbrace{f(x(u, v), y(u, v), z(u, v))}_{\uparrow} |\vec{r}_u \times \vec{r}_v| \, dA$$

Write function f in terms of u and v : $f(\vec{r}(u, v))$

Text-Ex 1: Compute $\iint_S x^2 \, dS$ where S is the unit sphere
 $x^2 + y^2 + z^2 = 1$.

Solution: Use spherical coordinates (ρ, ϕ, θ) , we see the equation of S is given by

$$\rho = 1$$

Therefore we have a parametrization of S

$$\vec{r}(\phi, \theta) = \sin(\phi) \cos(\theta) \vec{i} + \sin(\phi) \sin(\theta) \vec{j} + \cos(\phi) \vec{k}$$

$$0 \leq \phi \leq \pi, \quad 0 \leq \theta \leq 2\pi$$

\hookrightarrow These inequalities define D .

By calculation,

$$\vec{r}_\phi = \langle \cos(\phi) \cos(\theta), \cos(\phi) \sin(\theta), -\sin(\phi) \rangle,$$

$$\vec{r}_\theta = \langle -\sin(\phi) \sin(\theta), \sin(\phi) \cos(\theta), 0 \rangle,$$

$$\vec{r}_\phi \times \vec{r}_\theta = \langle \sin^2(\phi) \cos(\theta), \sin^2(\phi) \sin(\theta), \sin(\phi) \cos(\phi) \rangle,$$

$$|\vec{r}_\phi \times \vec{r}_\theta| = \sqrt{(\sin^2(\phi) \cos(\theta))^2 + (\sin^2(\phi) \sin(\theta))^2 + (\sin(\phi) \cos(\phi))^2}$$

$$= \sqrt{\sin^4(\phi) \cos^2(\theta) + \sin^4(\phi) \sin^2(\theta) + \sin^2(\phi) \cos^2(\phi)}$$

$$= \sqrt{\sin^2(\phi)} = \sin(\phi)$$

So by the formula

$$\iint_S x^2 dS = \iint_D (\sin(\phi) \cos(\theta))^2 |\vec{r}_\phi \times \vec{r}_\theta| dA$$

$$\begin{aligned}
&= \iint_D \sinh^2(\phi) \cos^2(\theta) \sinh(\phi) \, dA \\
&= \int_0^{2\pi} \int_0^{\pi} \sinh^3(\phi) \cos^2(\theta) \, d\phi \, d\theta \\
&= \dots = \frac{4\pi}{3}
\end{aligned}$$

Text-Ex 2 Evaluate $\iint_S y \, ds$ where S is the part of $z = x + y^2$ with $0 \leq x \leq 1$, $0 \leq y \leq 2$.

Solution: We use x, y as parameters in the parametrization

$$\begin{aligned}
\vec{r}(x, y) &= x \vec{i} + y \vec{j} + (x + y^2) \vec{k} \\
0 &\leq x \leq 1, \quad 0 \leq y \leq 2.
\end{aligned}$$

We compute

$$\vec{r}_x = \langle 1, 0, 1 \rangle$$

$$\vec{r}_y = \langle 0, 1, 2y \rangle$$

$$\vec{r}_x \times \vec{r}_y = \langle -1, -2y, 1 \rangle$$

$$|\vec{r}_x \times \vec{r}_y| = \sqrt{(-1)^2 + (-2y)^2 + 1^2} = \sqrt{2 + 4y^2}$$

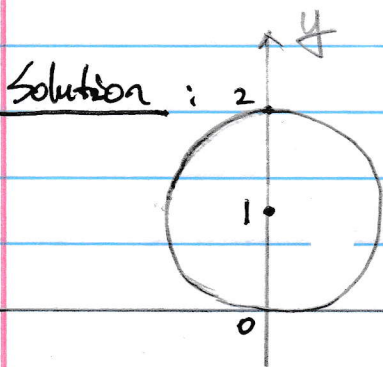
By the formula,

$$\iint_S y \, ds = \iint_D y \sqrt{2 + 4y^2} \, dA$$

$$\begin{aligned}
&= \int_0^1 \int_0^2 y \sqrt{2+4y^2} \, dy \, dx \\
&= \int_0^1 \left[\frac{1}{12} (2+4y^2)^{\frac{3}{2}} \right]_{y=0}^{y=2} dx \\
&= \int_0^1 \left[\frac{9\sqrt{2}}{2} - \frac{\sqrt{2}}{6} \right] dx \\
&= \frac{13\sqrt{2}}{3}
\end{aligned}$$

Example Compute $\iint_S f(x, y, z) \, dS$ for $f(x, y, z) = x^2 z$

and S the part of the part of $z = 7 - x$ inside $x^2 + (y-1)^2 = 1$.



$$x^2 + (y-1)^2 = 1$$

This region D can be described easily in polar

$$0 \leq \theta \leq \pi, \quad 0 \leq r \leq 2 \sin(\theta)$$

region D

So we choose r, θ as our parameters and write the parametrization of S :

$$\vec{r}(r, \theta) = r \cos(\theta) \vec{i} + r \sin(\theta) \vec{j} + (7 - r \cos(\theta)) \vec{k}$$

$$0 \leq \theta \leq \pi, \quad 0 \leq r \leq 2 \sin(\theta)$$

We compute

$$\vec{r}_r(r, \theta) = \langle \cos(\theta), \sin(\theta), -\cos(\theta) \rangle$$

$$\vec{r}_\theta(r, \theta) = \langle -r \sin(\theta), r \cos(\theta), r \sin(\theta) \rangle$$

$$\vec{r}_r \times \vec{r}_\theta = \langle r, 0, r \rangle$$

$$|\vec{r}_r \times \vec{r}_\theta| = \sqrt{r^2 + 0^2 + r^2} = \sqrt{2r^2} = \sqrt{2} r$$

So
$$\iint_S x^2 z \, ds = \iint_D (r \cos(\theta))^2 (7 - r \cos(\theta)) \sqrt{2} r \, dA$$

$$= \int_0^\pi \int_0^{2\sin(\theta)} 7\sqrt{2} r^3 \cos^2(\theta) - \sqrt{2} r^4 \cos^3(\theta) \, dr \, d\theta$$

$$= \int_0^\pi \left[\frac{7\sqrt{2}}{4} r^4 \cos^2(\theta) - \frac{\sqrt{2}}{5} r^5 \cos^3(\theta) \right]_{r=0}^{r=2\sin(\theta)} d\theta$$

$$= \int_0^\pi 28\sqrt{2} \sin^4(\theta) \cos^2(\theta) - \frac{32\sqrt{2}}{5} \sin^5(\theta) \cos^3(\theta) \, d\theta$$

$$= 28\sqrt{2} \int_0^\pi \sin^4(\theta) \cos^2(\theta) \, d\theta - \frac{32\sqrt{2}}{5} \int_0^\pi \sin^5(\theta) \cos^3(\theta) \, d\theta$$

$$= 28\sqrt{2} \int_0^\pi \left(\frac{1 - \cos(2\theta)}{2} \right) \left(\frac{\sin(2\theta)}{2} \right)^2 \, d\theta$$

$$= \frac{7\sqrt{2}}{2} \int_0^\pi \sin^2(2\theta) - \sin^2(2\theta) \cos(2\theta) \, d\theta$$

$$= \frac{7\sqrt{2}}{2} \int_0^\pi \sin^2(2\theta) \, d\theta = \frac{7\sqrt{2}}{2} \left[\frac{\theta}{2} - \frac{\sin(4\theta)}{8} \right]_{\theta=0}^{\theta=\pi} = \frac{7\pi\sqrt{2}}{4}$$

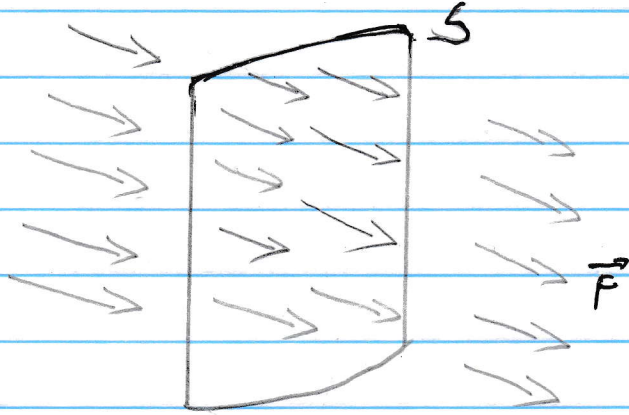
3. Surface Integrals of vector field \vec{F} over S

$$\iint_S \vec{F} \cdot d\vec{S} = \iint_S \vec{F} \cdot \vec{n} \, dS$$

Two Acceptable
Notations

unit normal vector
of S

Meaning:



Suppose \vec{F} is the fluid flow telling you the velocity at each point, then $\iint_S \vec{F} \cdot \vec{n} \, dS$ gives you the rate at which \vec{F} flows through S .

Orientation matters! We must know the direction of \vec{n} in order to compute the integral.

4. Evaluation of $\iint_S \vec{F} \cdot \vec{n} \, dS$

Suppose S has a parametrization

$$\vec{r}(u, v) = x(u, v) \vec{i} + y(u, v) \vec{j} + z(u, v) \vec{k}$$

$(u, v) \in D$

then

$$\iint_S \vec{F} \cdot \vec{n} \, dS = \pm \iint_D \vec{F}(\vec{r}(u, v)) \cdot (\vec{r}_u \times \vec{r}_v) \, dA$$

Here " \pm " is determined as follows:

- Use "+" if the vector $\vec{r}_u \times \vec{r}_v$ matches the direction of the orientation of Σ
- Use "-" if they are opposite.

Example: Evaluate $\iint_S \vec{F} \cdot \vec{n} \, ds$ for $\vec{F}(x, y, z) = y\vec{i} + x\vec{j} + z\vec{k}$ and S is part of $z = 1 - x^2 - y^2$ for $x^2 + y^2 \leq 1$ oriented upwards.

Solution: Since D is determined by $x^2 + y^2 \leq 1$, we use polar r, θ as parameters. (Another method is to use x, y at first and then change to r, θ when doing integrals. See textbook example 5 for details.)

Then the parametrization of D is

$$\vec{r}(r, \theta) = r \cos(\theta) \vec{i} + r \sin(\theta) \vec{j} + \underbrace{(1 - r^2)}_{\uparrow} \vec{k}$$

$$0 \leq \theta \leq 2\pi, \quad 0 \leq r \leq 1.$$

obtained from $1 - x^2 - y^2$

We compute

$$\vec{r}_r = \langle \cos(\theta), \sin(\theta), -2r \rangle$$

$$\vec{r}_\theta = \langle -r \sin(\theta), r \cos(\theta), 0 \rangle$$

$$\vec{r}_r \times \vec{r}_\theta = \langle 2r^2 \cos(\theta), 2r^2 \sin(\theta), \underbrace{r}_{\geq 0} \rangle$$

"Oriented upwards" means the orientation of S has positive z -component. So we see that

$\vec{r}_r \times \vec{r}_\theta$ is in the same direction of the orientation of S .

Use "+" in the formula:

$$\iint_S \vec{F} \cdot \vec{n} \, dS = \iint_D \vec{F}(\vec{r}(r, \theta)) \cdot \langle 2r^2 \cos(\theta), 2r^2 \sin(\theta), r \rangle \, dA$$

$$= \iint_D \langle r \sin(\theta), r \cos(\theta), 1 - r^2 \rangle \cdot \langle 2r^2 \cos(\theta), 2r^2 \sin(\theta), r \rangle \, dA$$

\leftarrow This is $\langle y, x, z \rangle$. See also our parametrization.

$$= \iint_D 2r^3 \sin(\theta) \cos(\theta) + 2r^3 \sin(\theta) \cos(\theta) + r - r^3 \, dA$$

$$= \int_0^{2\pi} \int_0^1 4r^3 \sin(\theta) \cos(\theta) + r - r^3 \, dr \, d\theta$$

$$= \int_0^{2\pi} \left[r^4 \sin(\theta) \cos(\theta) + \frac{1}{2} r - \frac{1}{4} r^4 \right]_{r=0}^{r=1} \, d\theta$$

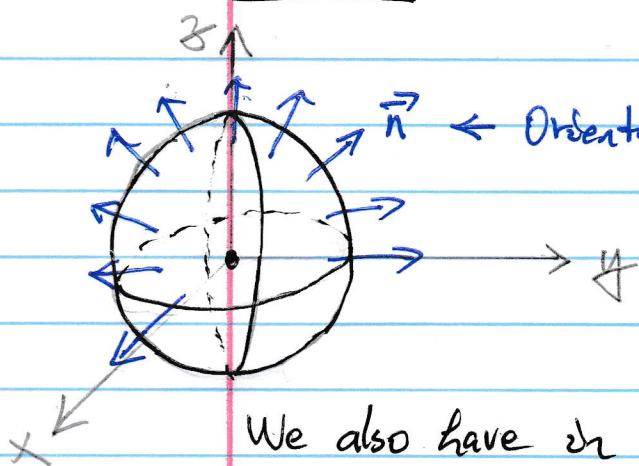
$$= \int_0^{2\pi} \sin(\theta) \cos(\theta) + \frac{1}{2} - \frac{1}{4} \, d\theta$$

$$= \int_0^{2\pi} \frac{1}{2} \sin(2\theta) + \frac{1}{4} \, d\theta$$

$$= \left[-\frac{1}{4} \cos(2\theta) + \frac{1}{4} \theta \right]_0^{2\pi} = \frac{\pi}{2}$$

Text-EX 4 Compute $\iint_S \vec{F}(x, y, z) \cdot \vec{n} \, dS$ where $\vec{F}(x, y, z) = \langle z, y, x \rangle$ and S is sphere $x^2 + y^2 + z^2 = 1$ oriented outwards.

Solution: As we did in Text-Ex 1, the parametrization



\vec{r}_3

← Orientation

$$\vec{r}(\phi, \theta) = \sin(\phi) \cos(\theta) \vec{i} +$$

$$\sin(\phi) \sin(\theta) \vec{j} + \cos(\phi) \vec{k}$$

$$0 \leq \phi \leq \pi, \quad 0 \leq \theta \leq 2\pi$$

We also have in Text-Ex 1 that

$$\vec{r}_\phi(\phi, \theta) \times \vec{r}_\theta(\phi, \theta) = \langle \sin^2(\phi) \cos(\theta), \sin^2(\phi) \sin(\theta), \sin(\phi) \cos(\phi) \rangle$$

To see whether this has the same direction as the orientation of S , we consider $\phi = \frac{\pi}{2}, \theta = 0$. This corresponds to the

point $\vec{r}(\frac{\pi}{2}, 0) = \langle 1, 0, 0 \rangle$, where the unit normal outward vector is $\vec{n}(0, 0, 1) = \langle 1, 0, 0 \rangle$.

$$\vec{r}_\phi(\frac{\pi}{2}, 0) \times \vec{r}_\theta(\frac{\pi}{2}, 0) = \langle 1, 0, 0 \rangle$$

So they have the same direction. Use "+":

$$\iint_S \vec{F} \cdot \vec{n} \, dS = \iint_D \langle \cos(\phi), \sin(\phi) \sin(\theta), \sin(\phi) \cos(\theta) \rangle$$

$$\cdot \langle \sin^2(\phi) \cos(\theta), \sin^2(\phi) \sin(\theta), \sin(\phi) \cos(\phi) \rangle \, dA$$

$$\begin{aligned}
&= \iint_D 2 \sin^2(\phi) \cos(\phi) \cos(\theta) + \sin^3(\phi) \sin^2(\theta) \, dA \\
&= \int_0^{2\pi} \int_0^{\pi} 2 \sin^2(\phi) \cos(\phi) \cos(\theta) + \sin^3(\phi) \sin^2(\theta) \, d\phi \, d\theta \\
&= \dots = \frac{4\pi}{3}
\end{aligned}$$

A few more comments. The vector $\langle \cos(\phi), \sin(\phi)\sin(\theta), \sin(\phi)\cos(\theta) \rangle$ is obtained by using substitution

$$\left. \begin{aligned}
x &= \sin(\phi) \cos(\theta) \\
y &= \sin(\phi) \sin(\theta) \\
z &= \cos(\phi)
\end{aligned} \right\} \leftarrow \begin{array}{l} \text{From the parametrization} \\ \text{of } S \end{array}$$

to rewrite $\vec{F} = \langle z, y, x \rangle$.

Also, another way to determine whether $\vec{r}_\phi \times \vec{r}_\theta$ is in the same direction of the orientation or not is to write

$$\begin{aligned}
\vec{r}_\phi \times \vec{r}_\theta &= \sin(\phi) \langle \sin(\phi) \cos(\theta), \sin(\phi) \sin(\theta), \cos(\phi) \rangle \\
&= \underbrace{\sin(\phi)}_{>0} \langle x, y, z \rangle
\end{aligned}$$

So this points outwards and is in the same direction of the orientation.